

SAN/Omni Control Technologies

BENEFITS

Long Lifetime

In the rugged railway environment that have been proven in all climates and weather conditions. The Flat Heater Profile will maximize heat distribution.

Warranty

A 10 year warranty is available for heaters with a Monel Sheath and a 3 year warranty is available for Stainless Steel heaters. The MONEL400 option is impervious to salt and most chemicals and raises MTBF of heaters better than 30 years.

Easy Installation

The pan heater is specially manufactured to allow for ultimate ease and durability throughout the installation process.

Rail Proven Design

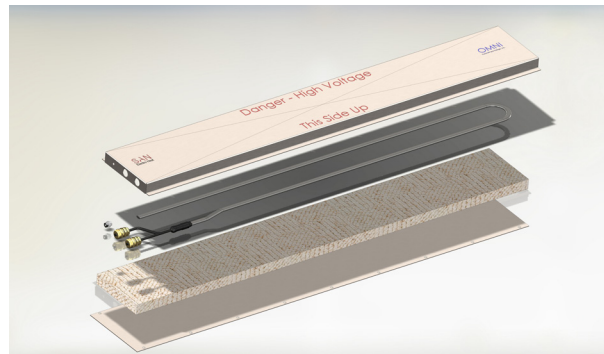
The heating element boasts a shock and vibration proof design which adds to the ultra-high MTBF. The pan distributes heat and protects the elements from damage.

Pan Heaters


San Electro Heat and Omni Control Technologies produce an advanced, sleek and slide-in place pan heater that is an alternative to a crib heater. The pan heater is built by crafting a thin metal pan around a corrosion resistant heater and then sealed into place. This allows for a slide-in-place installation under the switch machine rods with the added protection of the pan enclosure versus a bulky, messy crib heater.

This product comes in single element and dual element versions. The dual element version provides for a redundant heat solution in the event of element failure.

SINGLE ELEMENT



DUAL ELEMENT



This product merges the experience and technology from Europe with the expertise of a seasoned U.S. rail manufacturer.

SAN[®]

Electro Heat


1 Main St. Whitinsville, MA 01588. Phone: +1 917-806-9650 www.niberailsolutions.com - info@niberailsolutions.com



Pan Heaters

3 Areas of Heat

1. Running Rail
2. Switch Rail
3. Switch Rods



Low Profile Makes for Easy Installation

The pan heater has a thin profile such that can easily slide under the switch machine rods between rail ties. This makes for ease of installation and removal.

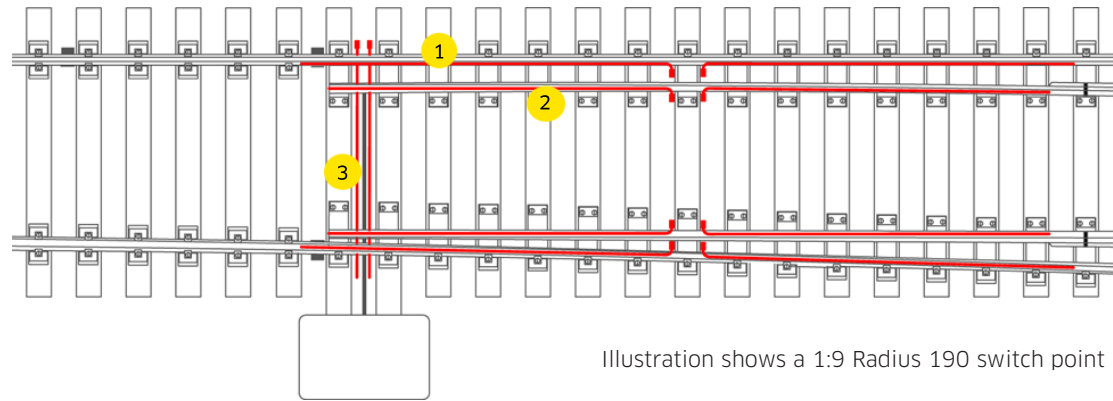


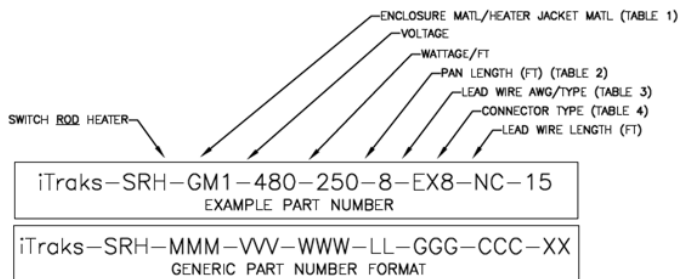
Illustration shows a 1:9 Radius 190 switch point

Technical Capabilities

Single Element Power:	100 w/ft. to 500 w/ft.
Double Element Power:	200 w/ft. to 600 w/ft.
Voltages:	40 to 750 V
Lead Cable Connection:	Permanently Molded
Lead Cable Type:	H07BQ-F, 8 AWG Exane, or as required by specification.
Lead Cable Length:	15 foot standard, or as required by specification
Electrical Isolation:	>10 MΩ
Pan Heater Length:	From 4 ft. up to 12 ft.
Pan Heater Material:	Stainless Steel or Galvanized Steel
Heating Element Dimensions:	0.52" x 0.20"
Power Termination:	OD: 1.0"
Power Termination Length:	3.0"
Power Termination Cold Zone:	6.0"
End Seal Cold Zone:	0.8"
Outer Jacket:	MONEL 400*

- *MONEL 400:**
- Impervious to water, salt, and most chemical damage
 - Raises MTBF of heaters better than 30 years
 - 10 year warranty

Part Number Construct



SAN®

Electro Heat

1 Main St. Whitinsville, MA 01588. Phone: +1 917-806-9650. www.niberailsolutions.com - info@niberailsolutions.com

